
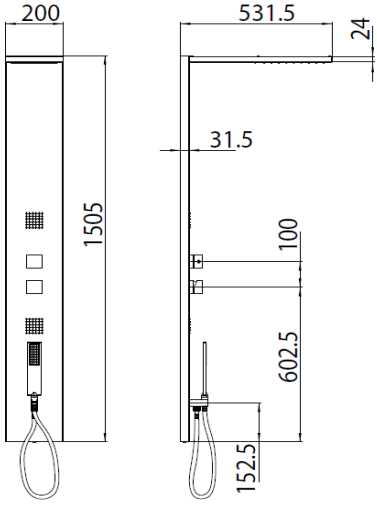
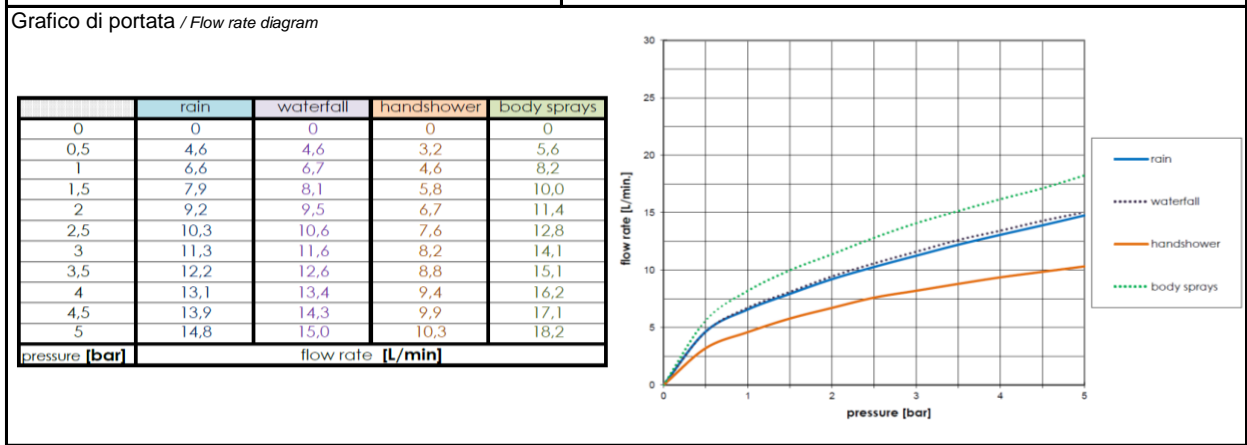


	SCHEDA TECNICA TECHNICAL SHEET	Date: 22/11/2017	Rev/0

Codice / Code: L00891	Descrizione / description: Pannello doccia Manhattan in acciaio inox a 4 funzioni: Miscelatore monocomando con deviatore 4 vie - Soffione 2 getti pioggia e cascata - Doccia Flat-One con flessibile ottone doppia aggraffatura cm 125 Manhattan 4 function stainless steel Shower Panel: Single lever mixer with 4 way diverter - Rain and waterfall spray Showerhead - Flat-One handshower with 125 cm double interlock brass hose and bracket
--	--

Foto / image 	Disegni / drawings 
--	---



MATERIALI / materials
 ABS, Silicone, NBR, POM/Acetal, inox/Stainless steel, Ottone/Brass

CARATTERISTICHE IDRAULICHE / hydraulic features			
	pressione <i>pressure</i>	portata <i>flow rate</i>	temperatura <i>temperature</i>
min	1 bar	10 l/min	--
max	5 bar	--	<70°C
consigliata <i>recommended</i>	2-3 bar	--	38°C

<i>solo per miscelatori termostatici</i> <i>only for thermostatic mixers</i>	
Blocco di sicurezza <i>safety lock</i>	/
Temperatura acqua fredda <i>cold water temperature</i>	/
Temperatura acqua calda <i>hot water temperature</i>	/

CERTIFICAZIONI / CERTIFICATIONS:

CONFORMITA' / CONFORMITY :